



# CAPture™ BT Fuming Chambers

## Specifications & Ordering Information

### SPECIFICATIONS

- Type 304 brushed stainless steel interior with removable perforated floor, four stainless steel hanging rods (26.9" long x 3/8" dia.) and quick-release sidewall brackets mounted at four heights
- Powder-coated steel exterior
- Interior space of 19 cubic feet and 58.6" diagonal dimension
- Built-in humidifier and compartment with 500 ml water bottle
- Built-in CA fuming compartment with heater plate
- Tempered safety glass door with electronic door lock to prevent opening during the fuming cycle. Includes power outage override.
- Interior LED light for illumination and 30-minute end-of-fuming-cycle alert
- ECM recirculation blower
- Exhaust blower
- Full-color, eye-level LCD control screen for display of programs, program parameters, number of completed fuming cycles, filter life remaining, low-level water reservoir and open door alerts
- Microprocessor-controlled operating system for adjustment of chamber humidity to 80% +/- 5% relative humidity, pre-fuming humidity incubation, fuming temperature up to 424° F (218° C) within +/- 1%, and fuming and exhaust times. Stores 20 programs. Includes 3 factory set programs: Low Heat, High Heat, Lumicyano. Includes diagnostic mode with audible/visual alerts for program cycle completion.
- Acti-Vent™ Smart Controls with programmable purge time, standby exhaust mode and cleaning mode
- Drawer, 28.0" w x 13.0" d x 1.5" h (71 x 33 x 4 cm) with flush-mounted disappearing handle and 5.0" x 6.0" platform
- One each Prefilter, Carbon Filter and Humidifier Filter are included and accessible from inside the chamber
- Four leveling feet, 10' (3 meter) power cord and plug
- ETL and ETL-C listed (Models 3170000 and 3170001)
- CE conformity marking (Models 3170002, 3170003, 3170004 and 3170005)
- **Super Glue®, fuming dishes, and purified water are required (not included)**
- Shipping weight 480 lbs. (218 kg)

### ORDERING INFORMATION

Catalog #	Electrical Requirements	Plug Type
A-31700LC	115 volts, 60 Hz, 8 amps	115 volt, 15 amp

\*International electrical configuration

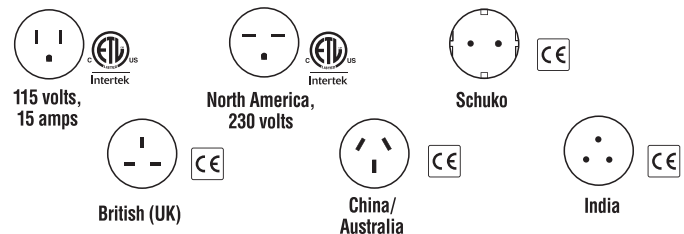
 Exclusive feature

**ARROWHEAD  
FORENSICS**  
arrowheadforensics.com | 800.953.3274

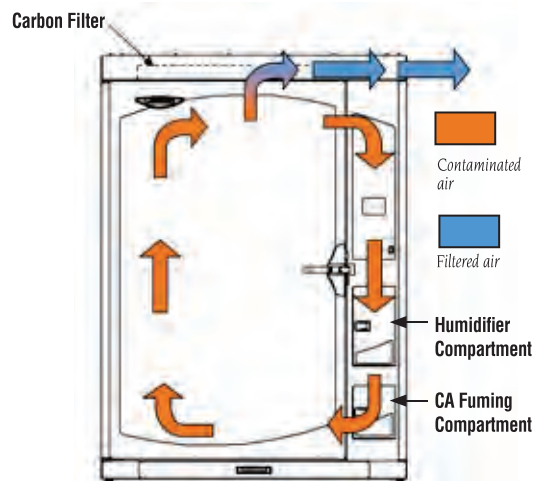


CAPture BT Fuming Chamber 3170000 on CAPture BT Mobile Stand 3182900

### PLUG CONFIGURATIONS



### AIRFLOW

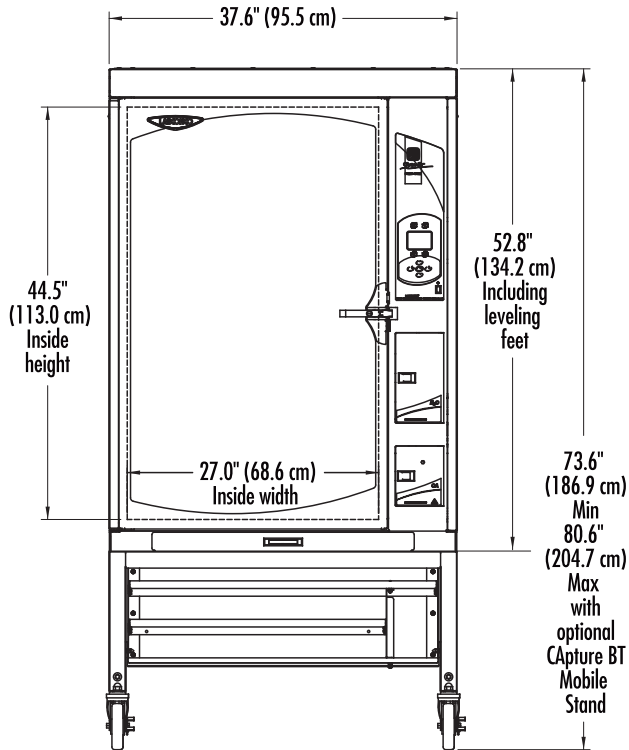


During the humidifying or fuming cycle, air is recirculated within the chamber. The recirculation blower pulls air from the top of the chamber and directs it to the bottom of the chamber. During the exhaust or purge cycle, the exhaust blower draws air from inside the chamber through a prefilter and carbon filter located above the top of the chamber. The exhaust blower then directs the filtered air back into the room via slot openings located on the right side rear.

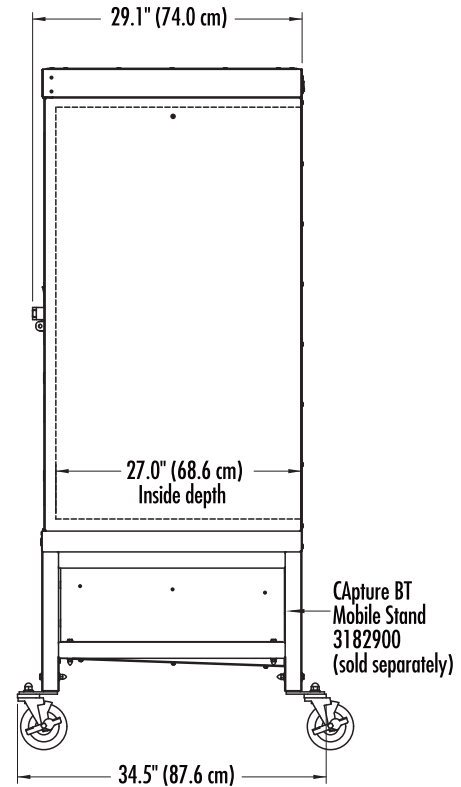


## Capture™ BT Fuming Chambers

### Dimensional Data & Accessories



FRONT



SIDE



#### A-3182900 *Capture BT Mobile Stand.*

Powder-coated steel frame with 5" diameter, toe-locking, polyurethane casters. Manually adjustable height from 21" to 28" h (53 to 71 cm). Shelves

and compartment hold supplies and accessories. Overall width x depth: 37.6" x 34.5" (96 x 88 cm). Shipping weight 150 lbs. (68 kg)



A-3187000LC *Capture BT Exhaust Connection Kit.* Allows the cabinet to be connected to house exhaust or other exhaust system. Includes powder-coated steel connector with 5.0" (127 mm) diameter color.



A-3184100LC *Long Gun Holder Kit.* Provides five U-shaped cradles for long guns to be held securely. Holder locks into existing side wall brackets. Capture BT can accommodate up to 15 long guns (three Holder Kits required). Stainless steel. Shipping weight 4 lbs. (2 kg)